



This report cannot be used for ODA, OHA or OLCC compliance requirements.

Customer: Rena's Organic
Rena Greenberg
414 26th Street West
Bradenton, FL 34205

Product identity: CBD SuperCider Lot #111805
Client/Metric ID: -
Sample Date:
Laboratory ID: 19-000820-0001
Relinquished by: Received by mail
Temp: 20.1 °C
Serving Size #1: 16.815 g (15ml, 1 tablespoon)

Sample Results

Potency per 16.82g		Batch: 1901388					
Analyte	Result	Limits	Units	LOQ	Analyze	Method	Notes
CBC per 16.82g [†]	0.901		mg/16.82g	0.560	02/18/19	J AOAC 2015 V98-6	
CBC-A per 16.82g [†]	< LOQ		mg/16.82g	0.560	02/18/19	J AOAC 2015 V98-6	
CBC-Total per 16.82g [†]	< LOQ		mg/16.82g	1.05	02/18/19	J AOAC 2015 V98-6	
CBD per 16.82g	25.7		mg/16.82g	0.560	02/18/19	J AOAC 2015 V98-6	
CBD-A per 16.82g	< LOQ		mg/16.82g	0.560	02/18/19	J AOAC 2015 V98-6	
CBD-Total per 16.82g	25.7		mg/16.82g	1.05	02/18/19	J AOAC 2015 V98-6	
CBDV per 16.82g [†]	< LOQ		mg/16.82g	0.560	02/18/19	J AOAC 2015 V98-6	
CBDV-A per 16.82g [†]	< LOQ		mg/16.82g	0.560	02/18/19	J AOAC 2015 V98-6	
CBDV-Total per 16.82g [†]	< LOQ		mg/16.82g	1.05	02/18/19	J AOAC 2015 V98-6	
CBG per 16.82g [†]	< LOQ		mg/16.82g	0.560	02/18/19	J AOAC 2015 V98-6	
CBG-A per 16.82g [†]	< LOQ		mg/16.82g	0.560	02/18/19	J AOAC 2015 V98-6	
CBG-Total per 16.82g [†]	< LOQ		mg/16.82g	1.05	02/18/19	J AOAC 2015 V98-6	
CBL per 16.82g [†]	< LOQ		mg/16.82g	0.560	02/18/19	J AOAC 2015 V98-6	
CBN per 16.82g	< LOQ		mg/16.82g	0.560	02/18/19	J AOAC 2015 V98-6	
Δ8-THC per 16.82g [†]	< LOQ		mg/16.82g	0.560	02/18/19	J AOAC 2015 V98-6	
Δ9-THC per 16.82g	1.10		mg/16.82g	0.560	02/18/19	J AOAC 2015 V98-6	
THC-A per 16.82g	< LOQ		mg/16.82g	0.560	02/18/19	J AOAC 2015 V98-6	
THC-Total per 16.82g	1.10		mg/16.82g	1.05	02/18/19	J AOAC 2015 V98-6	
THCV per 16.82g [†]	< LOQ		mg/16.82g	0.560	02/18/19	J AOAC 2015 V98-6	
THCV-A per 16.82g [†]	< LOQ		mg/16.82g	0.560	02/18/19	J AOAC 2015 V98-6	
THCV-Total per 16.82g [†]	< LOQ		mg/16.82g	1.05	02/18/19	J AOAC 2015 V98-6	

Notes:

Potency results are averaged across six extractions due to the wide range of results. QC data is attached for each batch in which this sample was run.

Test results relate only to the parameters tested and to the samples as received by the laboratory. Test results meet all requirements of NELAP and the Pixis quality assurance plan unless otherwise noted. This report shall not be reproduced, except in full, without the written consent of this laboratory. Samples will be kept a maximum of 15 days from the report date unless prior arrangements have been made.



This report cannot be used for ODA, OHA or OLCC compliance requirements.

This is an amended version of the report# 060829-02.
Reason: Address correction.

Product identity: CBD SuperCider Lot #111805 **Client/Metric ID:**
Laboratory ID: 19-000820-0001 **Sample Date:**

Summary

Potency:

Analyte per 16.82g	Result	Limits	Units	LOQ	
CBC per 16.82g [†]	0.901		mg/16.82g	0.560	CBD-Total per 16.82g 25.7 mg/16.82g
CBD per 16.82g	25.7		mg/16.82g	0.560	THC-Total per 16.82g 1.10 mg/16.82g
Δ9-THC per 16.82g	1.10		mg/16.82g	0.560	(Reported in milligrams per serving)

Abbreviations

Limits: Action Levels per OAR-333-007-0400, OAR-333-007-0210, OAR-333-007-0220

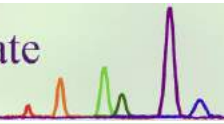
Limit(s) of Quantitation (LOQ): The minimum levels, concentrations, or quantities of a target variable (e.g., target analyte) that can be reported with a specified degree of confidence.

Units of Measure

- g = Gram
- mg/16.82g = Milligram per 16.82g
- % = Percentage of sample
- % wt = µg/g divided by 10,000

Approved Signatory

Derrick Tanner
General Manager



Certificate ID: **28974**

Client Sample ID: **CBD Super Cider**

Matrix: **Edibles - Drinks**

Date Received: **4/6/2018**



Rena's Organic
 414 26th Street West
 Bradenton, FL 34205
 Attn: **Rena Greenberg**

This test method was performed in accordance with the requirements of ISO/IEC 17025. The sample was provided to the laboratory by the client and tested as received. These results relate only to the test article listed in this report. Reports may not be reproduced except in their entirety.

Authorization: Chris Hudalla, Chief Science Officer	Signature: 	Date: 4/16/2018
--	--	--------------------

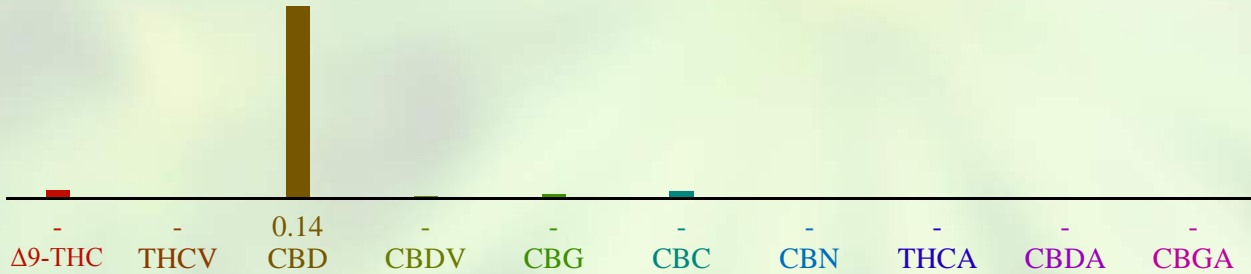
CN: Cannabinoid Profile & Potency [WI-10-04]

Analyst: *JDP*

Test Date: 4/15/2018

The client sample was analyzed for plant-based cannabinoids by Convergence Chromatography (CC). The collected data was compared to data collected for certified reference standards at known concentrations. Results are based on a 15mL serving size (16 servings/bottle).

28974-CN



ID	Weight %	Conc.
Δ9-THC	0.01 wt %	1.01 mg/Serving
THCV	ND	ND
CBD	0.14 wt %	23.58 mg/Serving
CBDV	0.00 wt %	0.18 mg/Serving
CBG	0.00 wt %	0.54 mg/Serving
CBC	0.01 wt %	0.91 mg/Serving
CBN	ND	ND
THCA	ND	ND
CBDA	ND	ND
CBGA	ND	ND
Total	0.16 wt%	26.21 mg/Serving
Max THC	0.01 wt%	1.01 mg/Serving
Max CBD	0.14 wt%	23.58 mg/Serving



Ratio of Total CBD to THC 14.0:1

Max THC (and Max CBD) are calculated values for total cannabinoids after heating, assuming complete decarboxylation of the acid to the neutral form. It is calculated based on the weight loss of the acid group during decarboxylation: Max THC = (0.877 x THCA) + THC. ND = None detected above the limits of detection (LLD)



FAR EAST
SUMMIT

Quality Chinese Herbal Products

Certificate of Analysis

For:

Rena's Organics (G7117)
Attn: Rena Greenberg
414 26th Street West
Bradenton, FL 34205

Lab Batch ID: 1803318-01
Lot# : SL 718-18

Product: CBD Super Cider

Ingredients:

Organic Full Spectrum CBD	Organic Cacao	Organic Turmeric
Organic Helichrysum	Organic Nutmeg	Organic Echinacea
Organic Black Pepper	Organic Cassia Bark (Cinnamon)	Essential Oil of Organic Ginger Root
Essential Oil of Organic Orange	Essential Oil of Organic Lemon	Organic, Raw Apple Cider Vinegar
Organic Cherry Concentrate	Organic Vegetable Glycerin	

Appearance/Color: Liquid - Reddish

Batch quantity: 30 gallons

Smell/Odor: Slight sharp/acidic

Production Date: July 2018

Grind/Mesh: N/A

Best by: July 2020

ANALYSIS

Heavy metals:

<u>Specification</u>	<u>Results</u>	<u>Method</u>
Lead - < 5 ppm	<0.005	ICP - MS
Cadmium - < 1 ppm	<0.005	ICP - MS
Mercury - < 1 ppm	<0.010	ICP - MS
Arsenic - < 1ppm	0.018	ICP - MS

Pesticide residuals: None Detected.

Bacteriological:

<u>Specification</u>	<u>Results</u>	<u>Method</u>
Aerobic Plate Count - NMT 10 ⁶ /g	OK	FDA-BAM 3.01 8 th Edition
Coliform/E Coli - <10 CFU/g	OK	AOAC 991.14 17 th Edition
Salmonella -Negative	Negative	AOAC 999.09
Staph aureus - <10 CFU/g	OK	AOAC 975.55/FDA BAM 12.02
Yeast/Mold - <10 ⁴ CFU/g	OK	FDA-BAM 18.02 8 th Edition

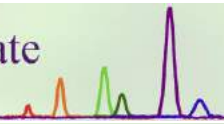
W.S. Martin

William S Martin
President

This certificate is a declaration of analysis at time of manufacture
All testing results are from Purity Labs, an ISO accredited laboratory

P.O. BOX 288 Dexter, OR 97431

888.441.0489-PHONE 888.259.5974-FAX



Certificate ID: **48394 (Reissued)**

Received: **2/28/19**

Scan QR Code for authenticity



Rena's Organic
414 26th Street West
Bradenton, FL 34205
Attn: Rena Greenberg

Client Sample ID: **CBD Super Food**

Lot Number:

Matrix: **Edibles - Drinks**

Authorization: Jon Podgorni, Lab Manager	Signature: 	Date: 3/15/2019
--	--	---------------------------



The data contained within this report was collected in accordance with the requirements of ISO/IEC17025:2005. I attest that the information contained within the report has been reviewed for accuracy and checked against the quality control requirements for each method. These results relate only to the test article listed in this report. Reports may not be reproduced except in their entirety.

CN: Cannabinoid Profile & Potency [WI-10-17 & WI-10-17-01]

Analyst: *JSG*

Test Date: *3/14/2019*

The client sample was analyzed for plant-based cannabinoids by Liquid Chromatography (LC). The collected data was compared to data collected for certified reference standards at known concentrations. Data based on 5oz package size as supplied by manufacturer. Reissued to show concentration/pkg.

48394-CN

ID	Weight %	Conc.		
D9-THC	ND	ND		
THCV	ND	ND		
CBD	0.24 wt %	341.05 mg/pkg		
CBDV	ND	ND		
CBG	ND	ND		
CBC	ND	ND		
CBN	ND	ND		
THCA	ND	ND		
CBDA	ND	ND		
CBGA	ND	ND		
D8-THC	ND	ND		
exo-THC	ND	ND		
Total	0.24 wt%	341.05 mg/pkg	0%	Cannabinoids (wt%) 0.2%
Max THC	-	-		
Max CBD	0.24 wt%	341.05 mg/pkg		

Max THC (and Max CBD) are calculated values for total cannabinoids after heating, assuming complete decarboxylation of the acid to the neutral form. It is calculated based on the weight loss of the acid group during decarboxylation: Max THC = (0.877 x THCA) + THC. This calculation does not include other cannabinoid isomers (eg. D8-THC and exo-THC). ND = None detected above the limits of detection (LLD)

END OF REPORT



Purity Laboratories, Inc.

17387 SW 63rd St.
Lake Oswego, OR 97035
Phone: 503.297.3636 Fax: 503.297.3738

www.puritylabsinc.com

Page 1 of 1

For: Rena's Organic
414 26th Street West
Bradenton, Florida 34205
United States
941-349-3366

Case#: 1901383

Received Date: 01/29/2019

Tested Date: 01/30/2019

ATTN: Rena Greenberg
Rena@RenasOrganic.com
941-349-3366

Completed Date: 02/05/2019

Purchase Order:

Case Notes: Additional sample for case# 1901375

Sample#: 1901383-01		Sample Description: CBD Superfood Lot# 1218-05	
Test	Unit	Result	Method
Arsenic	ppm	0.246	ICP-MS
Cadmium	ppm	0.318	ICP-MS
Gluten (Gliadin) Protein Allergen ELISA Assay	ppm	8.4	LT6003
Lead	ppm	0.273	ICP-MS
Mercury	ppm	<0.010	ICP-MS
Salmonella (VIP)	+/- in 25g	Negative	AOAC 999.09

Case Notes:

Sample#: 1901375-01		Sample Description: Superfood Lot# 121805	
Test	Unit	Result	Method
Aerobic Plate Count	CFU/g	630,000	FDA-BAM 3.01 8th Ed./CMMEF 7.61, 4th Ed.
Staph aureus (Plates)	CFU/g	<10	AOAC 975.55/FDA BAM 12.02
Total Coliform/E. coli (Petrifilm)	CFU/g	<10/<10	AOAC 991.14 17thEd
Yeast/Mold (BAM)	CFU/g	<100Y/<100M	FDA-BAM 18.02 8th Ed./ CMMEF 20.4, 4th Ed.

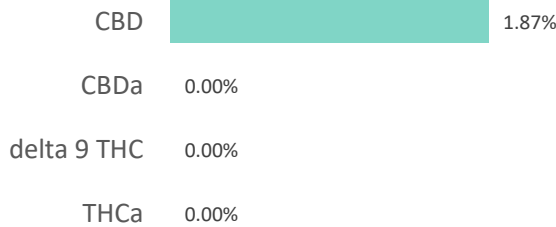
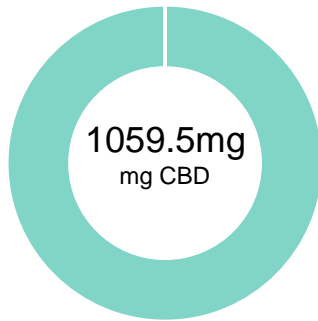
Reviewed By _____


Joshua Wyman
Quality Assurance
Manager

Date 2/5/19

RENAS ORGANIC 1000MG CBD PAIN RELIEF CREAM

Batch ID:	N/A	Test ID:	9775709.0059
Reported:	25-Mar-2019	Method:	TM14
Type:	Unit		
Test:	Potency		

CANNABINOID PROFILE


Compound	LOQ (mg)	Result (mg)	Result (mg/g)
Delta 9-Tetrahydrocannabinolic acid (THCA-A)	####	0.00	0.0
Delta 9-Tetrahydrocannabinol (Delta 9THC)	####	0.00	0.0
Cannabidiolic acid (CBDA)	####	0.00	0.0
Cannabidiol (CBD)	####	1059.50	18.7
Delta 8-Tetrahydrocannabinol (Delta 8THC)	####	0.00	0.0
Cannabinolic Acid (CBNA)	####	0.00	0.0
Cannabinol (CBN)	####	0.00	0.0
Cannabigerolic acid (CBGA)	####	0.00	0.0
Cannabigerol (CBG)	####	0.00	0.0
Tetrahydrocannabivarinic Acid (THCVa)	####	0.00	0.0
Tetrahydrocannabivarin (THCV)	####	0.00	0.0
Cannabidivarinic Acid (CBDVA)	####	0.00	0.0
Cannabidivarin (CBDV)	####	0.00	0.0
Cannabichromenic Acid (CBCA)	####	0.00	0.0
Cannabichromene (CBC)	####	0.00	0.0
Total Cannabinoids		1059.50	18.69
Total Potential THC**		0.00	0.00
Total Potential CBD**		1059.50	18.69

% = % (w/w) = Percent (Weight of Analyte / Weight of Product)

* Total Cannabinoids result reflects the absolute sum of all cannabinoids detected.

** Total Potential THC/CBD is calculated using the following formulas to take into account the loss of a carboxyl group during decarboxylation step.

Total THC = THC + (THCa *(0.877)) and Total CBD = CBD + (CBDa *(0.877))

NOTES:

of Servings = 1, Sample/Fill Weight = 56.699g
 N/A

FINAL APPROVAL


 Sam Smith
 25-Mar-2019
 11:05 AM


 David Green
 25-Mar-2019
 11:30 AM

PREPARED BY / DATE

APPROVED BY / DATE

Testing results are based solely upon the sample submitted to Botanacor Laboratories, LLC, in the condition it was received. Botanacor Laboratories, LLC warrants that all analytical work is conducted professionally in accordance with all applicable standard laboratory practices using validated methods. Data was generated using an unbroken chain of comparison to NIST traceable Reference Standards and Certified Reference Materials. This report may not be reproduced, except in full, without the written approval of Botanacor Laboratories, LLC. ISO/IEC 17025:2005 Accredited A2LA Certificate Number 4329.02



Certificate #4329.02



FAR EAST
SUMMIT

Quality Chinese Herbal Products

Certificate of Analysis

For:

Rena's Organic (G7117)
Attn: Rena Greenberg
414 26th Street West
Bradenton, FL 34205

Lab Batch ID: 1901072-01

Lot# : SL 618-37

Product: Rena's Organic 1000 mg. CBD Pain Relief Cream

Ingredients:

Distilled Water, Aloe Vera, Cocoa Butter, Coconut Oil, Olive Oil, Cetearyl Alcohol, Polysorbate 60, Optiphen Plus, Full Spectrum CBD, Chamomile, Vitamin E, Citric Acid, Potassium Sorbate, Cinnamon, Blood Orange Essential Oil, Menthol.

Appearance/Color: Characteristic

Batch quantity: N /A

Smell/Odor: Menthol

Production Date: July 2018

Grind/Mesh: N/A

Best by: July 2020

ANALYSIS

Heavy metals:

<u>Specification</u>	<u>Results</u>	<u>Method</u>
Lead - < 5 ppm	<0.005	ICP - MS
Cadmium - < 1 ppm	<0.005	ICP - MS
Mercury - < 1 ppm	<0.010	ICP - MS
Arsenic - < 1ppm	<0.010	ICP - MS

Pesticide residuals: None Detected.

Bacteriological:

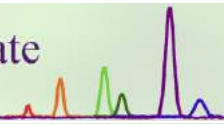
<u>Specification</u>	<u>Results</u>	<u>Method</u>
Aerobic Plate Count - NMT 10 ⁶ /g	OK	FDA-BAM 3.01 8 th Edition
Coliform/E Coli – <10 CFU/g	OK	AOAC 991.14 17 th Edition
Salmonella –Negative	Negative	AOAC 999.09
Staph aureus – <10 CFU/g	OK	AOAC 975.55/FDA BAM 12.02
Yeast/Mold - <10 ⁴ CFU/g	OK	FDA-BAM 18.02 8 th Edition

William S Martin
President

This certificate is a declaration of analysis at time of manufacture
All testing results are from Purity Labs, an ISO accredited laboratory

P.O. BOX 288 Dexter, OR 97431

888.441.0489-PHONE 888.259.5974-FAX



Certificate ID: **28973**
 Client Sample ID: **1000 mg pain cream**
 Matrix: **Topical - Lotion**
 Date Received: **4/6/2018**



Rena's Organic
 414 26th Street West
 Bradenton, FL 34205
 Attn: **Rena Greenberg**

This test method was performed in accordance with the requirements of ISO/IEC 17025. The sample was provided to the laboratory by the client and tested as received. These results relate only to the test article listed in this report. Reports may not be reproduced except in their entirety.

Authorization: Chris Hudalla, Chief Science Officer	Signature: 	Date: 4/16/2018
--	--	--------------------

CN: Cannabinoid Profile & Potency [WI-10-04]

Analyst: JDP

Test Date: 4/15/2018

The client sample was analyzed for plant-based cannabinoids by Convergence Chromatography (CC). The collected data was compared to data collected for certified reference standards at known concentrations.

28973-CN



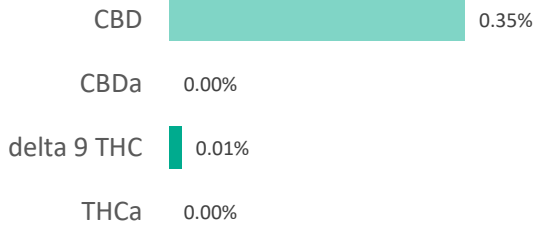
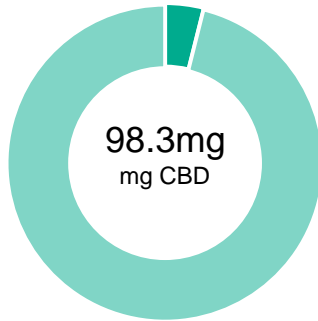
ID	Weight %	Conc.
Δ^9 -THC	0.00 wt %	2.58 mg/2 oz. jar
THCV	ND	ND
CBD	1.74 wt %	1043.28 mg/2 oz. jar
CBDV	0.00 wt %	1.62 mg/2 oz. jar
CBG	ND	ND
CBC	0.01 wt %	4.50 mg/2 oz. jar
CBN	ND	ND
THCA	ND	ND
CBDA	ND	ND
CBGA	ND	ND
Total	1.75 wt%	1051.98 mg/2 oz. jar
Max THC	0.00 wt%	2.58 mg/2 oz. jar
Max CBD	1.74 wt%	1043.28 mg/2 oz. jar



Max THC (and Max CBD) are calculated values for total cannabinoids after heating, assuming complete decarboxylation of the acid to the neutral form. It is calculated based on the weight loss of the acid group during decarboxylation: Max THC = (0.877 x THCA) + THC. ND = None detected above the limits of detection (LLD)

RENAS ORGANIC PET FORMULA

Batch ID:	CBD 100MG TINCTURE	Test ID:	9775709.0058
Reported:	25-Mar-2019	Method:	TM14
Type:	Unit		
Test:	Potency		

CANNABINOID PROFILE


Compound	LOQ (mg)	Result (mg)	Result (mg/g)
Delta 9-Tetrahydrocannabinolic acid (THCA-A)	0.94	0.00	0.0
Delta 9-Tetrahydrocannabinol (Delta 9THC)	0.47	4.00	0.1
Cannabidiolic acid (CBDA)	0.73	0.00	0.0
Cannabidiol (CBD)	0.41	98.30	3.5
Delta 8-Tetrahydrocannabinol (Delta 8THC)	0.52	0.00	0.0
Cannabinolic Acid (CBNA)	1.29	0.00	0.0
Cannabinol (CBN)	0.57	0.00	0.0
Cannabigerolic acid (CBGA)	0.82	0.00	0.0
Cannabigerol (CBG)	0.46	0.00	0.0
Tetrahydrocannabivarinic Acid (THCVA)	0.81	0.00	0.0
Tetrahydrocannabivarin (THCV)	0.42	0.00	0.0
Cannabidivarinic Acid (CBDVA)	0.68	0.00	0.0
Cannabidivarin (CBDV)	0.37	0.00	0.0
Cannabichromenic Acid (CBCA)	0.71	0.80	0.0
Cannabichromene (CBC)	0.85	4.00	0.1

Total Cannabinoids	107.10	3.78
Total Potential THC**	4.00	0.14
Total Potential CBD**	98.30	3.47

% = % (w/w) = Percent (Weight of Analyte / Weight of Product)

* Total Cannabinoids result reflects the absolute sum of all cannabinoids detected.

** Total Potential THC/CBD is calculated using the following formulas to take into account the loss of a carboxyl group during decarboxylation step.

Total THC = THC + (THCa *(0.877)) and Total CBD = CBD + (CBDa *(0.877))

NOTES:

of Servings = 1, Sample/Fill Weight = 28.3495g
 N/A

FINAL APPROVAL


Sam Smith
 25-Mar-2019
 11:05 AM


David Green
 25-Mar-2019
 11:30 AM

PREPARED BY / DATE

APPROVED BY / DATE

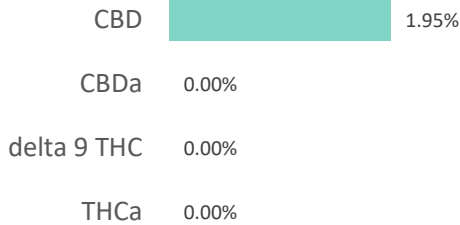
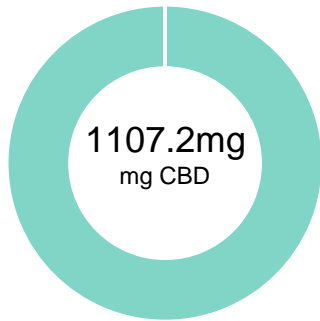
Testing results are based solely upon the sample submitted to Botanacor Laboratories, LLC, in the condition it was received. Botanacor Laboratories, LLC warrants that all analytical work is conducted professionally in accordance with all applicable standard laboratory practices using validated methods. Data was generated using an unbroken chain of comparison to NIST traceable Reference Standards and Certified Reference Materials. This report may not be reproduced, except in full, without the written approval of Botanacor Laboratories, LLC. ISO/IEC 17025:2005 Accredited A2LA Certificate Number 4329.02



Certificate #4329.02

RENAS ORGANIC ANTI-AGING 1000MG CBD CREAM

Batch ID:	CREAM	Test ID:	9775709.0053
Reported:	25-Mar-2019	Method:	TM14
Type:	Unit		
Test:	Potency		

CANNABINOID PROFILE


Compound	LOQ (mg)	Result (mg)	Result (mg/g)
Delta 9-Tetrahydrocannabinolic acid (THCA-A)	####	0.00	0.0
Delta 9-Tetrahydrocannabinol (Delta 9THC)	####	0.00	0.0
Cannabidiolic acid (CBDA)	####	0.00	0.0
Cannabidiol (CBD)	####	1107.20	19.5
Delta 8-Tetrahydrocannabinol (Delta 8THC)	####	0.00	0.0
Cannabinolic Acid (CBNA)	####	0.00	0.0
Cannabinol (CBN)	####	0.00	0.0
Cannabigerolic acid (CBGA)	####	0.00	0.0
Cannabigerol (CBG)	####	0.00	0.0
Tetrahydrocannabivarinic Acid (THCVa)	####	0.00	0.0
Tetrahydrocannabivarin (THCV)	####	0.00	0.0
Cannabidivarinic Acid (CBDVA)	####	0.00	0.0
Cannabidivarin (CBDV)	####	0.00	0.0
Cannabichromenic Acid (CBCA)	####	0.00	0.0
Cannabichromene (CBC)	####	0.00	0.0
Total Cannabinoids		1107.20	19.53
Total Potential THC**		0.00	0.00
Total Potential CBD**		1107.20	19.53

% = % (w/w) = Percent (Weight of Analyte / Weight of Product)

* Total Cannabinoids result reflects the absolute sum of all cannabinoids detected.

** Total Potential THC/CBD is calculated using the following formulas to take into account the loss of a carboxyl group during decarboxylation step.

Total THC = THC + (THCa *(0.877)) and Total CBD = CBD + (CBDa *(0.877))

NOTES:

 # of Servings = 1, Sample/Fill Weight = 56.699g
 N/A

FINAL APPROVAL

 Sam Smith
 25-Mar-2019
 11:05 AM


 David Green
 25-Mar-2019
 11:30 AM

PREPARED BY / DATE

APPROVED BY / DATE

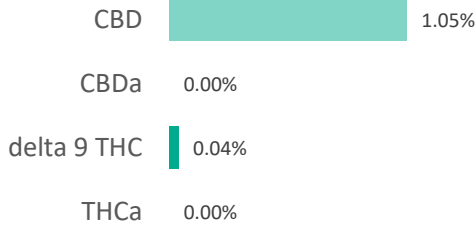
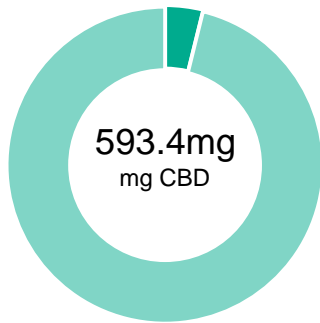
Testing results are based solely upon the sample submitted to Botanacor Laboratories, LLC, in the condition it was received. Botanacor Laboratories, LLC warrants that all analytical work is conducted professionally in accordance with all applicable standard laboratory practices using validated methods. Data was generated using an unbroken chain of comparison to NIST traceable Reference Standards and Certified Reference Materials. This report may not be reproduced, except in full, without the written approval of Botanacor Laboratories, LLC. ISO/IEC 17025:2005 Accredited A2LA Certificate Number 4329.02



Certificate #4329.02

RENAS ORGANIC 500MG CBD PAIN RELIEF CREAM

Batch ID:	CREAM	Test ID:	9775709.0054
Reported:	25-Mar-2019	Method:	TM14
Type:	Unit		
Test:	Potency		

CANNABINOID PROFILE


Compound	LOQ (mg)	Result (mg)	Result (mg/g)
Delta 9-Tetrahydrocannabinolic acid (THCA-A)	2.09	0.00	0.0
Delta 9-Tetrahydrocannabinol (Delta 9THC)	1.04	23.80	0.4
Cannabidiolic acid (CBDA)	1.63	0.00	0.0
Cannabidiol (CBD)	0.91	593.40	10.5
Delta 8-Tetrahydrocannabinol (Delta 8THC)	1.14	0.00	0.0
Cannabinolic Acid (CBNA)	2.87	5.80	0.1
Cannabinol (CBN)	1.27	1.90	0.0
Cannabigerolic acid (CBGA)	1.83	0.00	0.0
Cannabigerol (CBG)	1.03	3.20	0.1
Tetrahydrocannabivarinic Acid (THCVA)	1.80	0.00	0.0
Tetrahydrocannabivarin (THCV)	0.93	0.00	0.0
Cannabidivarinic Acid (CBDVA)	1.51	0.00	0.0
Cannabidivarin (CBDV)	0.83	2.90	0.1
Cannabichromenic Acid (CBCA)	1.57	0.00	0.0
Cannabichromene (CBC)	1.89	15.40	0.3
Total Cannabinoids		646.40	11.40
Total Potential THC**		23.80	0.42
Total Potential CBD**		593.40	10.47

% = % (w/w) = Percent (Weight of Analyte / Weight of Product)

* Total Cannabinoids result reflects the absolute sum of all cannabinoids detected.

** Total Potential THC/CBD is calculated using the following formulas to take into account the loss of a carboxyl group during decarboxylation step.

Total THC = THC + (THCa *(0.877)) and Total CBD = CBD + (CBDa *(0.877))

NOTES:

of Servings = 1, Sample/Fill Weight = 56.699g
 N/A

FINAL APPROVAL

Sam Smith
 Sam Smith
 25-Mar-2019
 11:05 AM

David Green
 David Green
 25-Mar-2019
 11:30 AM

PREPARED BY / DATE

APPROVED BY / DATE

Testing results are based solely upon the sample submitted to Botanacor Laboratories, LLC, in the condition it was received. Botanacor Laboratories, LLC warrants that all analytical work is conducted professionally in accordance with all applicable standard laboratory practices using validated methods. Data was generated using an unbroken chain of comparison to NIST traceable Reference Standards and Certified Reference Materials. This report may not be reproduced, except in full, without the written approval of Botanacor Laboratories, LLC. ISO/IEC 17025:2005 Accredited A2LA Certificate Number 4329.02



Certificate #4329.02



FAR EAST
SUMMIT

Quality Chinese Herbal Products

Certificate of Analysis

For:
Slender Cider, LLC (G7117)
Attn: Rena Greenberg
414 26th Street West
Bradenton, FL 34205

Lab Batch ID: 1803318-01
Lot# : SL 418-01

Product: Slender Cider - Regular

Ingredients:

Organic Schisandra Berry	Organic Clove	Organic Fennel	Organic Cleavers Leaf
Organic Chickweed	Organic Turmeric	Organic Anise	Organic Lemon Peel
Organic Ginger Root	Organic Cayenne Pepper	Organic Cinnamon Bark	Organic Orange Essential Oil
Organic Ginger Essential Oil	Organic Lemon Essential Oil	Raw, Unprocessed, Organic Apple Cider Vinegar	
Lemon Concentrate	Cherry Concentrate	Organic Stevia	

Appearance/Color: Liquid - Reddish

Batch quantity: 55 gallons

Smell/Odor: Slight sharp/acidic

Production Date: March 2018

Grind/Mesh: N/A

Best by: March 2020

ANALYSIS

Heavy metals:

<u>Specification</u>	<u>Results</u>	<u>Method</u>
Lead - < 5 ppm	<0.005	ICP - MS
Cadmium - < 1 ppm	<0.005	ICP - MS
Mercury - < 1 ppm	<0.010	ICP - MS
Arsenic - < 1ppm	<0.010	ICP - MS

Pesticide residuals: None Detected.

Bacteriological:

<u>Specification</u>	<u>Results</u>	<u>Method</u>
Aerobic Plate Count - NMT 10 ⁶ /g	OK	FDA-BAM 3.01 8 th Edition
Coliform/E Coli - <10 CFU/g	OK	AOAC 991.14 17 th Edition
Salmonella -Negative	Negative	AOAC 999.09
Staph aureus - <10 CFU/g	OK	AOAC 975.55/FDA BAM 12.02
Yeast/Mold - <10 ⁴ CFU/g	OK	FDA-BAM 18.02 8 th Edition

W.S. Martin

William S Martin
President

This certificate is a declaration of analysis at time of manufacture
All testing results are from Purity Labs, an ISO accredited laboratory